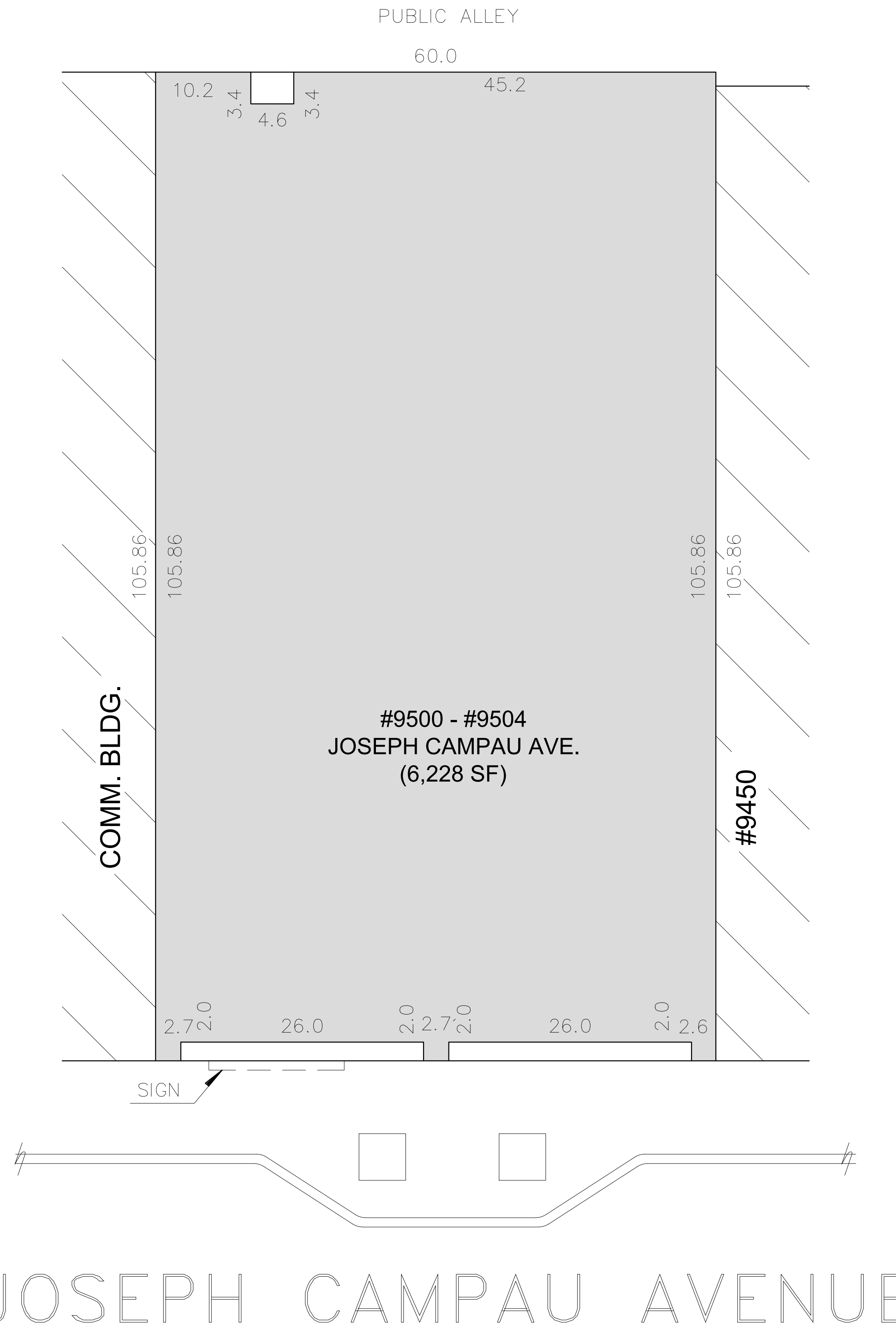


THE CROSSINGS AT POLAND POINTE

9500 - 9504 JOSEPH CAMPAU




NOTES:

1. TENANT SPACE AREA CALCULATIONS WHERE EXISTING DEMISING WALLS ARE PRESENT: DETERMINED BY MEASUREMENT TO THE CENTER OF DEMISING WALLS/PARTITIONS AND TO THE EXTERIOR FACE OF EXTERIOR WALLS.
2. INTERIOR TENANT SPACE WIDTH AND DEPTH DIMENSIONS ARE APPROXIMATE AS SHOWN. FOR EXACT WIDTH AND DEPTH DIMENSIONS, EACH TENANT SPACE SHOULD BE MEASURED BY A QUALIFIED PROFESSIONAL.
3. THE ORIENTATION OF THE INDICATED NORTH ARROW MAY NOT BE 'TRUE NORTH', BUT IS SUBSTANTIALLY NORTH. AS SUCH, IT IS 'CALLED NORTH' AND IS NOT INTENDED FOR NAVIGATIONAL USAGE.



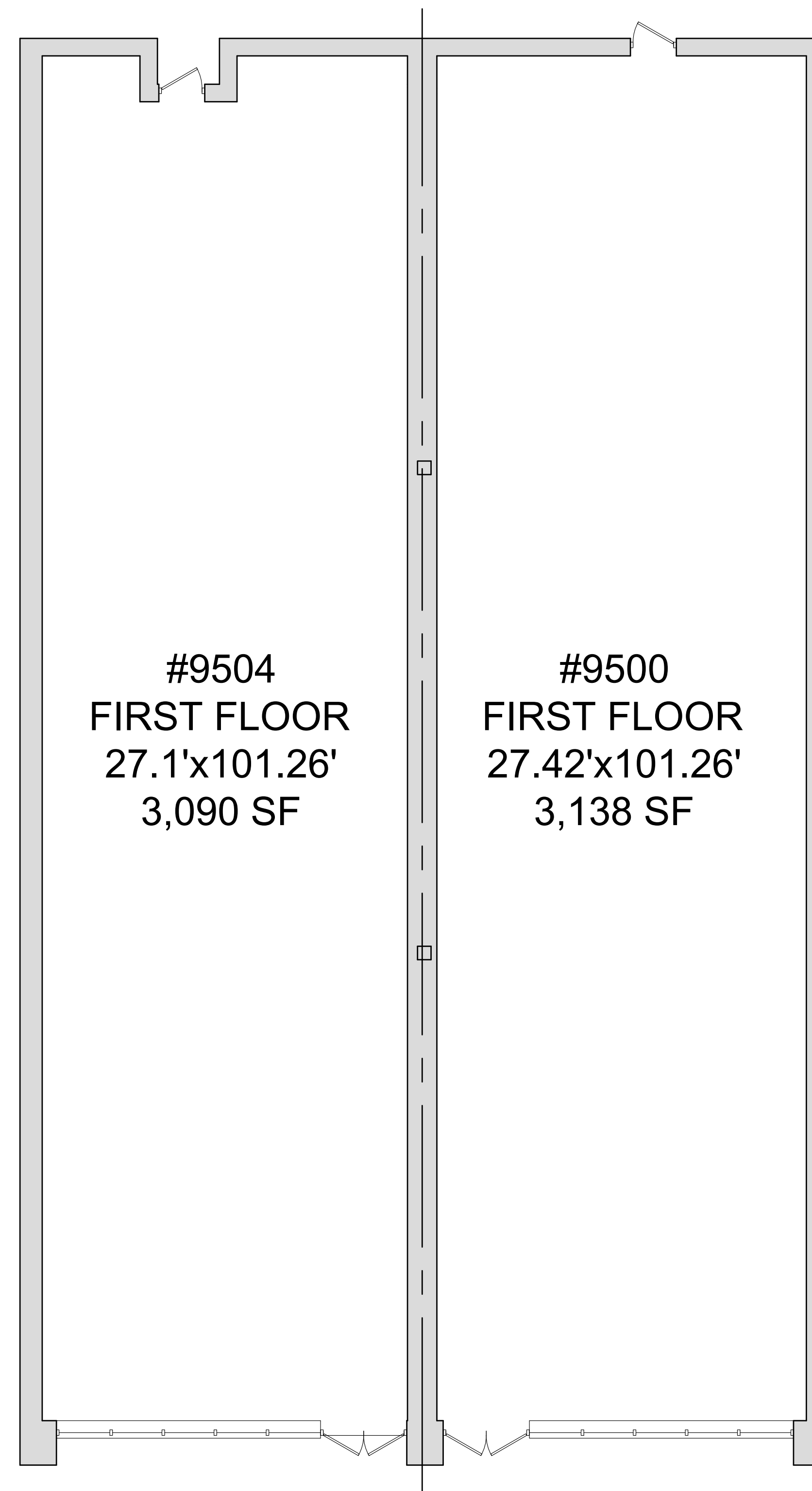
JMC MANAGEMENT LLC
A FULL SERVICE BROKERAGE AND MANAGEMENT FIRM




SITE PLAN
NOT TO SCALE

THE CROSSINGS AT POLAND POINTE

9500 - 9504 JOSEPH CAMPAU



Front of Building



SITE PLAN
NOT TO SCALE

NOTES:

1. TENANT SPACE AREA CALCULATIONS WHERE EXISTING DEMISING WALLS ARE PRESENT: DETERMINED BY MEASUREMENT TO THE CENTER OF DEMISING WALLS/PARTITIONS AND TO THE EXTERIOR FACE OF EXTERIOR WALLS.
2. INTERIOR TENANT SPACE WIDTH AND DEPTH DIMENSIONS ARE APPROXIMATE AS SHOWN. FOR EXACT WIDTH AND DEPTH DIMENSIONS, EACH TENANT SPACE SHOULD BE MEASURED BY A QUALIFIED PROFESSIONAL.
3. THE ORIENTATION OF THE INDICATED NORTH ARROW MAY NOT BE 'TRUE NORTH', BUT IS SUBSTANTIALLY NORTH. AS SUCH, IT IS 'CALLED NORTH' AND IS NOT INTENDED FOR NAVIGATIONAL USAGE.



JMC MANAGEMENT LLC
A FULL SERVICE BROKERAGE AND MANAGEMENT FIRM